

# XL200 SERIES



## UPGRADE YOUR IMAGE

### FUEL PRICE UPDATE AUTOMATION WITH DIGITAL LED PRICE SIGN

Save time, money and have control of your price management when you need it. Price sign update automation made simple for the entire site including main ID signs and/or canopy mounted units. Built with unique design featuring wall-to-wall power base junction box configuration for various dispenser widths, to blend in as part of the dispenser without showing any wires or pipes.

**BRILLIANT**  
LED FUEL PRICER  
SYSTEMS

Powered by



Color Configuration Available



**POS INTERFACE**  
Price Update Automation Capable with:

GILBARCO VEEDER-ROOT  
Verifone

**TOUCH SCREEN MASTER CONTROLLER**

**WiCOM**  
CONTROLLER

for price update and site setup.

**FULLY ASSEMBLED**

**READY TO INSTALL**

**QUICK INSTALLATION PROCESS**



### GASOLINE ADVERTISING TECHNOLOGIES

Design and Engineer

Manufacture and Assemble

Supply and Install

Support and Service

## SITE SET-UP ORDER FORM

**This Form must be filled out per site before any order can be processed.**

For Manufacturer's Record: **Sales Order Ref.** \_\_\_\_\_ **Date:** \_\_\_\_\_

**Note:** Provide all the information accurately as the systems are configured as per the information provided in this form. Any alteration after the order is prepared and shipped, will be billed under the separate work order, and charged at \$150 per hour. Number of hours required can be estimated by the scope of system alteration.

Company Name: \_\_\_\_\_  
 Site Address: \_\_\_\_\_  
 City, State, Zip: \_\_\_\_\_  
 Contact Person: \_\_\_\_\_

Installation Provider: \_\_\_\_\_  
 Installer's Name: \_\_\_\_\_  
 Installer's Contact # \_\_\_\_\_  
 PO Number (If any): \_\_\_\_\_

**For DPU Systems Only - Brilliant LED Pump Topper Price Signs**

Number of total fuel dispensers at the site.   
 This total should include all the MPD's and single or dual grade stand alone and satellite dispensers.

Fuel Dispenser Make and Model No. For all uniform models. \_\_\_\_\_  
 If all the make and model are not uniformed then please enter any additional make and model no. \_\_\_\_\_

Grade Names: These grade names will be printed on the glass face of the DPU according to each order. Grade order displayed is determined by the number of grade dispensed. (eg. Grade order: 4th 1st 2nd 3rd )  
3 + 1 for Diesel - Regular - Plus - Super

1  2  3  4  5  6

### Review Table Below For Example

**Total no. of grades for this system.**

Number provided in this box is the maximum number of prices system will handle.

This information is required for all Brilliant LED Fuel Pricer Systems including DPU (pump topper), Main ID, Monument, High Rise or Canopy Signs

Sign Purchased for single level	Total Grades	Sign Purchased for dual level	Total Grades
Regular or Diesel	1 grade	Reg-cash, Reg-credit	2 grades
D.E.F or E-85	1 grade	Diesel-cash, Diesel-credit	2 grades
Regular, Diesel	2 grades	Reg, Diesel - CC	4 grades
Reg, Plus, Super	3 grades	Reg, Plus, Super - CC	6 grades
Reg, Plus, Super, Diesel	4 grades	Reg, Plus, Super, Diesel - CC	8 grades
Reg, Plus, Super, E-85, Diesel	5 grades	Reg, Plus, Super, E-85, Diesel - CC	10 grades
Reg, Plus, Super, Diesel, D.E.F, Kero	6 grades	Reg, Plus, Super, Diesel, D.E.F, Kero - CC	12 grades

Number of product/s dispensed through all the fuel dispensers at the site.

This number can be greater or equal with the total number of grade/s in the system.

Number of total Fuel Pricer Signs required for this site.

Generally for each grade 2 price panels are required for back to back mounting. DPU's (pump toppers) are double sided and 1 unit required per dispenser.

Site Brand: Private/Unbranded/Brand Name \_\_\_\_\_

This information will provide us with any customization in printing or type font if needed.

- Required communication/Price Update Device:  6 Button Handheld RF Remote  Gasoline Advertising POS Interface System
- Allied Electronics POS Interface System  Verifone POS Interface System  Gilbarco POS Interface System

### Ordering Instructions

- To select the appropriate signs for your site, pages 2 of this form is to be filled out for ordering retro fit pricer panels for main id/pylon/monument or canopy mounted signs. Customers ordering BRILLIANT LED PUMP TOPPERS pages 3 to 7 of this form offers 3 various configurations of each grade. Select your desired configuration and quantity for each product.
- After selecting the configuration, select the LED color and provide grade order in which you would like your prices to be updated. (eg. Grade order: 4th 1st 2nd 3rd )  
3 + 1 for Diesel - Regular - Plus - Super
- If you have selected a dual level alternating sign than CORRECT ALTERNATING LEVEL MUST BE SELECTED to avoid any additional service cost.
- Select the frame color and power box size to fit within your dispenser column.
- If you require selected product in MORE THAN ONE COLOR LED or a DIFFERENT GRADE ORDER format, pages 2 to 6 of this form provides 2 EXTRA ROWS BELOW of each configuration for your convenience. Fill in the QUANTITY FOR EACH DIFFERENT ITEM on the same page.

Digit Size

Single Grade Single Sided Pricer System

Qty.

Note:

- 2 Panels per grade are required when mounting for back to back installation.
- For each different color or digit size in same order use a separate fill box below.

Select LED Color

To be selected by the customer or manufacturer.

Grade Name & Order

1st


2nd

3rd

This information is filled out by the factory production department.

Grade Settings

1st	1	2	3	4	5	6	7	8
2nd	1	2	3	4	5	6	7	8
3rd	1	2	3	4	5	6	7	8
4th	1	2	3	4	5	6	7	8



Power Supply

Serial Number:

Model No.  Version/Scenario:

Digit Size

Single Grade Single Sided Pricer System

Qty.

Note:

- 2 Panels per grade are required when mounting for back to back installation.
- For each different color or digit size in same order use a separate fill box below.

Select LED Color

To be selected by the customer or manufacturer.

Grade Name & Order

1st


2nd

3rd

This information is filled out by the factory production department.

Grade Settings

1st	1	2	3	4	5	6	7	8
2nd	1	2	3	4	5	6	7	8
3rd	1	2	3	4	5	6	7	8
4th	1	2	3	4	5	6	7	8



Power Supply

Serial Number:

Model No.  Version/Scenario:

Digit Size

Single Grade Single Sided Pricer System

Qty.


Note:

- 2 Panels per grade are required when mounting for back to back installation.
- For each different color or digit size in same order use a separate fill box below.

Select LED Color

Power Supply


Serial Number:



Model No.  Version/Scenario:



**SINGLE LEVEL STATIC PRICE Qty.**



Select LED Color

To be selected by the customer or manufacturer.

Grade Order

Frame Color  Powerbox Size


This information is filled out by the factory production department.

Grade Settings							
1	2	3	4	5	6	7	8

Model No.  Scenario:

**DUAL LEVEL ALTERNATING Qty.**

CASH DEBIT CREDIT



Select LED Color

To be selected by the customer or manufacturer.

Grade Order

Select Alternating Level:



Frame Color  Powerbox Size

This information is filled out by the factory production department.

Grade Settings							
1	2	3	4	5	6	7	8

Model No.  Scenario:

**DUAL LEVEL STATIC Qty.**

Select LED Color

To be selected by the customer or manufacturer.

Grade Order


Frame Color  Powerbox Size

This information is filled out by the factory production department.

Grade Settings							
1	2	3	4	5	6	7	8

Model No.  Scenario:

**SINGLE LEVEL STATIC PRICE Qty.**



Select LED Color

To be selected by the customer or manufacturer.

Grade Order

Frame Color  Powerbox Size


This information is filled out by the factory production department.

Grade Settings							
1	2	3	4	5	6	7	8

Model No.  Scenario:

**DUAL LEVEL ALTERNATING Qty.**

CASH DEBIT CREDIT



Select LED Color

To be selected by the customer or manufacturer.

Grade Order

Select Alternating Level:



Frame Color  Powerbox Size

This information is filled out by the factory production department.

Grade Settings							
1	2	3	4	5	6	7	8

Model No.  Scenario:

**DUAL LEVEL STATIC Qty.**

Select LED Color

To be selected by the customer or manufacturer.

Grade Order


Frame Color  Powerbox Size

This information is filled out by the factory production department.

Grade Settings							
1	2	3	4	5	6	7	8

Model No.  Scenario:

**SINGLE LEVEL STATIC PRICE Qty.**



Select LED Color

To be selected by the customer or manufacturer.

Grade Order

Frame Color  Powerbox Size


This information is filled out by the factory production department.

Grade Settings							
1	2	3	4	5	6	7	8

Model No.  Scenario:

**DUAL LEVEL ALTERNATING Qty.**

CASH DEBIT CREDIT



Select LED Color

To be selected by the customer or manufacturer.

Grade Order

Select Alternating Level:



Frame Color  Powerbox Size

This information is filled out by the factory production department.

Grade Settings							
1	2	3	4	5	6	7	8

Model No.  Scenario:

**DUAL LEVEL STATIC Qty.**

Select LED Color

To be selected by the customer or manufacturer.

Grade Order

Frame Color  Powerbox Size

This information is filled out by the factory production department.

Grade Settings							
1	2	3	4	5	6	7	8

Model No.  Scenario:

**SINGLE LEVEL STATIC PRICE** Qty.

0.00		0.00
Select LED Color		
To be selected by the customer or manufacturer.		
Grade Order		

Frame Color  Powerbox Size

This information is filled out by the factory production department.

Grade Settings							
1	2	3	4	5	6	7	8

Model No.  Scenario:

**DUAL LEVEL ALTERNATING** Qty.

CASH DEBIT CREDIT		
0.00		0.00
Select LED Color		
To be selected by the customer or manufacturer.		
Grade Order		

Select Alternating Level:

Frame Color  Powerbox Size

This information is filled out by the factory production department.

Grade Settings							
1	2	3	4	5	6	7	8

Model No.  Scenario:

**DUAL LEVEL STATIC** Qty.

0.00		0.00
0.00		0.00
Select LED Color		
To be selected by the customer or manufacturer.		
Grade Order		

Frame Color  Powerbox Size

This information is filled out by the factory production department.

Grade Settings							
1	2	3	4	5	6	7	8

Model No.  Scenario:

**SINGLE LEVEL STATIC PRICE** Qty.

0.00		0.00
Select LED Color		
To be selected by the customer or manufacturer.		
Grade Order		

Frame Color  Powerbox Size

This information is filled out by the factory production department.

Grade Settings							
1	2	3	4	5	6	7	8

Model No.  Scenario:

**DUAL LEVEL ALTERNATING** Qty.

CASH DEBIT CREDIT		
0.00		0.00
Select LED Color		
To be selected by the customer or manufacturer.		
Grade Order		

Select Alternating Level:

Frame Color  Powerbox Size

This information is filled out by the factory production department.

Grade Settings							
1	2	3	4	5	6	7	8

Model No.  Scenario:

**DUAL LEVEL STATIC** Qty.

0.00		0.00
0.00		0.00
Select LED Color		
To be selected by the customer or manufacturer.		
Grade Order		

Frame Color  Powerbox Size

This information is filled out by the factory production department.

Grade Settings							
1	2	3	4	5	6	7	8

Model No.  Scenario:

**SINGLE LEVEL STATIC PRICE** Qty.

0.00		0.00
Select LED Color		
To be selected by the customer or manufacturer.		
Grade Order		

Frame Color  Powerbox Size

This information is filled out by the factory production department.

Grade Settings							
1	2	3	4	5	6	7	8

Model No.  Scenario:

**DUAL LEVEL ALTERNATING** Qty.

CASH DEBIT CREDIT		
0.00		0.00
Select LED Color		
To be selected by the customer or manufacturer.		
Grade Order		

Select Alternating Level:

Frame Color  Powerbox Size

This information is filled out by the factory production department.

Grade Settings							
1	2	3	4	5	6	7	8

Model No.  Scenario:

**DUAL LEVEL STATIC** Qty.

0.00		0.00
0.00		0.00
Select LED Color		
To be selected by the customer or manufacturer.		
Grade Order		

Frame Color  Powerbox Size

This information is filled out by the factory production department.

Grade Settings							
1	2	3	4	5	6	7	8

Model No.  Scenario:

**SINGLE LEVEL STATIC PRICE Qty.**

CASH DEBIT CREDIT

0.00 0.00 0.00

Select LED Color

To be selected by the customer or manufacturer.

Grade Order

Frame Color  Powerbox Size

This information is filled out by the factory production department.

Grade Settings

1	2	3	4	5	6	7	8
---	---	---	---	---	---	---	---

Model No.  Scenario:

**DUAL LEVEL ALTERNATING Qty.**

CASH DEBIT CREDIT

0.00 0.00 0.00

Select LED Color

To be selected by the customer or manufacturer.

Grade Order

Select Alternating Level:

Frame Color  Powerbox Size

This information is filled out by the factory production department.

Grade Settings

1	2	3	4	5	6	7	8
---	---	---	---	---	---	---	---

Model No.  Scenario:

**DUAL LEVEL STATIC Qty.**

CASH DEBIT CREDIT

0.00 0.00 0.00

0.00 0.00 0.00

Select LED Color

To be selected by the customer or manufacturer.

Grade Order

Frame Color  Powerbox Size

This information is filled out by the factory production department.

Grade Settings

1	2	3	4	5	6	7	8
---	---	---	---	---	---	---	---

Model No.  Scenario:

**SINGLE LEVEL STATIC PRICE Qty.**

CASH DEBIT CREDIT

0.00 0.00 0.00

Select LED Color

To be selected by the customer or manufacturer.

Grade Order

Frame Color  Powerbox Size

This information is filled out by the factory production department.

Grade Settings

1	2	3	4	5	6	7	8
---	---	---	---	---	---	---	---

Model No.  Scenario:

**DUAL LEVEL ALTERNATING Qty.**

CASH DEBIT CREDIT

0.00 0.00 0.00

Select LED Color

To be selected by the customer or manufacturer.

Grade Order

Select Alternating Level:

Frame Color  Powerbox Size

This information is filled out by the factory production department.

Grade Settings

1	2	3	4	5	6	7	8
---	---	---	---	---	---	---	---

Model No.  Scenario:

**DUAL LEVEL STATIC Qty.**

CASH DEBIT CREDIT

0.00 0.00 0.00

0.00 0.00 0.00

Select LED Color

To be selected by the customer or manufacturer.

Grade Order

Frame Color  Powerbox Size

This information is filled out by the factory production department.

Grade Settings

1	2	3	4	5	6	7	8
---	---	---	---	---	---	---	---

Model No.  Scenario:

**SINGLE LEVEL STATIC PRICE Qty.**

CASH DEBIT CREDIT

0.00 0.00 0.00

Select LED Color

To be selected by the customer or manufacturer.

Grade Order

Frame Color  Powerbox Size

This information is filled out by the factory production department.

Grade Settings

1	2	3	4	5	6	7	8
---	---	---	---	---	---	---	---

Model No.  Scenario:

**DUAL LEVEL ALTERNATING Qty.**

CASH DEBIT CREDIT

0.00 0.00 0.00

Select LED Color

To be selected by the customer or manufacturer.

Grade Order

Select Alternating Level:

Frame Color  Powerbox Size

This information is filled out by the factory production department.

Grade Settings

1	2	3	4	5	6	7	8
---	---	---	---	---	---	---	---

Model No.  Scenario:

**DUAL LEVEL STATIC Qty.**

CASH DEBIT CREDIT

0.00 0.00 0.00

0.00 0.00 0.00

Select LED Color

To be selected by the customer or manufacturer.

Grade Order

Frame Color  Powerbox Size

This information is filled out by the factory production department.

Grade Settings

1	2	3	4	5	6	7	8
---	---	---	---	---	---	---	---

Model No.  Scenario:

**SINGLE LEVEL STATIC PRICE Qty.**

0.0000.0000.0000.00

Select LED Color

To be selected by the customer or manufacturer.

Grade Order

Frame Color  Powerbox Size

This information is filled out by the factory production department.

Grade Settings

1	2	3	4	5	6	7	8
---	---	---	---	---	---	---	---

Model No.  Scenario:

**DUAL LEVEL ALTERNATING Qty.**

CASH DEBIT CREDIT

0.0000.0000.0000.00

Select LED Color

To be selected by the customer or manufacturer.

Grade Order

Select Alternating Level:

Frame Color  Powerbox Size

This information is filled out by the factory production department.

Grade Settings

1	2	3	4	5	6	7	8
---	---	---	---	---	---	---	---

Model No.  Scenario:

**DUAL LEVEL STATIC Qty.**

0.0000.0000.0000.00

0.0000.0000.0000.00

Select LED Color

To be selected by the customer or manufacturer.

Grade Order

Frame Color  Powerbox Size

This information is filled out by the factory production department.

Grade Settings

1	2	3	4	5	6	7	8
---	---	---	---	---	---	---	---

Model No.  Scenario:

**SINGLE LEVEL STATIC PRICE Qty.**

0.0000.0000.0000.00

Select LED Color

To be selected by the customer or manufacturer.

Grade Order

Frame Color  Powerbox Size

This information is filled out by the factory production department.

Grade Settings

1	2	3	4	5	6	7	8
---	---	---	---	---	---	---	---

Model No.  Scenario:

**DUAL LEVEL ALTERNATING Qty.**

CASH DEBIT CREDIT

0.0000.0000.0000.00

Select LED Color

To be selected by the customer or manufacturer.

Grade Order

Select Alternating Level:

Frame Color  Powerbox Size

This information is filled out by the factory production department.

Grade Settings

1	2	3	4	5	6	7	8
---	---	---	---	---	---	---	---

Model No.  Scenario:

**DUAL LEVEL STATIC Qty.**

0.0000.0000.0000.00

0.0000.0000.0000.00

Select LED Color

To be selected by the customer or manufacturer.

Grade Order

Frame Color  Powerbox Size

This information is filled out by the factory production department.

Grade Settings

1	2	3	4	5	6	7	8
---	---	---	---	---	---	---	---

Model No.  Scenario:

**SINGLE LEVEL STATIC PRICE Qty.**

0.0000.0000.0000.00

Select LED Color

To be selected by the customer or manufacturer.

Grade Order

Frame Color  Powerbox Size

This information is filled out by the factory production department.

Grade Settings

1	2	3	4	5	6	7	8
---	---	---	---	---	---	---	---

Model No.  Scenario:

**DUAL LEVEL ALTERNATING Qty.**

CASH DEBIT CREDIT

0.0000.0000.0000.00

Select LED Color

To be selected by the customer or manufacturer.

Grade Order

Select Alternating Level:

Frame Color  Powerbox Size

This information is filled out by the factory production department.

Grade Settings

1	2	3	4	5	6	7	8
---	---	---	---	---	---	---	---

Model No.  Scenario:

**DUAL LEVEL STATIC Qty.**

0.0000.0000.0000.00

0.0000.0000.0000.00

Select LED Color

To be selected by the customer or manufacturer.

Grade Order

Frame Color  Powerbox Size

This information is filled out by the factory production department.

Grade Settings

1	2	3	4	5	6	7	8
---	---	---	---	---	---	---	---

Model No.  Scenario:

**SINGLE LEVEL STATIC PRICE** Qty.

0.000	0.000	0.000	0.000	0.000	0.000
-------	-------	-------	-------	-------	-------

Select LED Color

To be selected by the customer or manufacturer.

Grade Order

Frame Color  Powerbox Size

This information is filled out by the factory production department.

Grade Settings							
1	2	3	4	5	6	7	8

Model No.  Scenario:

**DUAL LEVEL ALTERNATING** Qty.

**CASH DEBIT CREDIT**

0.000	0.000	0.000	0.000	0.000	0.000
-------	-------	-------	-------	-------	-------

Select LED Color

To be selected by the customer or manufacturer.

Grade Order

Select Alternating Level:

Frame Color  Powerbox Size

This information is filled out by the factory production department.

Grade Settings							
1	2	3	4	5	6	7	8

Model No.  Scenario:

**DUAL LEVEL STATIC** Qty.

0.000	0.000	0.000	0.000	0.000	0.000
-------	-------	-------	-------	-------	-------

Select LED Color

To be selected by the customer or manufacturer.

Grade Order

Frame Color  Powerbox Size

This information is filled out by the factory production department.

Grade Settings							
1	2	3	4	5	6	7	8

Model No.  Scenario:

**SINGLE LEVEL STATIC PRICE** Qty.

0.000	0.000	0.000	0.000	0.000	0.000
-------	-------	-------	-------	-------	-------

Select LED Color

To be selected by the customer or manufacturer.

Grade Order

Frame Color  Powerbox Size

This information is filled out by the factory production department.

Grade Settings							
1	2	3	4	5	6	7	8

Model No.  Scenario:

**DUAL LEVEL ALTERNATING** Qty.

**CASH DEBIT CREDIT**

0.000	0.000	0.000	0.000	0.000	0.000
-------	-------	-------	-------	-------	-------

Select LED Color

To be selected by the customer or manufacturer.

Grade Order

Select Alternating Level:

Frame Color  Powerbox Size

This information is filled out by the factory production department.

Grade Settings							
1	2	3	4	5	6	7	8

Model No.  Scenario:

**DUAL LEVEL STATIC** Qty.

0.000	0.000	0.000	0.000	0.000	0.000
-------	-------	-------	-------	-------	-------

Select LED Color

To be selected by the customer or manufacturer.

Grade Order

Frame Color  Powerbox Size

This information is filled out by the factory production department.

Grade Settings							
1	2	3	4	5	6	7	8

Model No.  Scenario:

**SINGLE LEVEL STATIC PRICE** Qty.

0.000		0.000
0.000	0.000	0.000

Select LED Color

To be selected by the customer or manufacturer.

Grade Order

Frame Color  Powerbox Size

This information is filled out by the factory production department.

Grade Settings							
1	2	3	4	5	6	7	8

Model No.  Scenario:

Select The System for  
5 Grade Ovation.

**DUAL LEVEL ALTERNATING** Qty.

**CASH DEBIT CREDIT**

0.000		0.000
0.000	0.000	0.000

Select LED Color

To be selected by the customer or manufacturer.

Grade Order

Select Alternating Level:

Frame Color  Powerbox Size

This information is filled out by the factory production department.

Grade Settings							
1	2	3	4	5	6	7	8

Model No.  Scenario: